



unica anterior developed with STYLE ITALIANO™

the one
solution
for anterior
restorations

versatile system. It allows
the restoration of all
anterior teeth

restore interproximal
and cervical margins
with a single matrix

reconstruct correct
interproximal margin
restorations thanks to
anatomically contoured
matrices

easy management of the
cervical area: excellent
predictability of the
restoration and gingival
retraction

new!
Unica
minideep
anterior

matrix
systems



Cover photo by Dr Dan Lazar

Unica InfoGuide

select unica matrices

Choose Unica according to its
shape and the tooth to be
restored



Select *Unica anterior* for:

- maxillary central incisors
- maxillary lateral incisors
- canine teeth

New!



Select *Unica minideep anterior* for:

- maxillary and mandibular laterals
- mandibular central incisors
- conoid teeth
- triangular teeth
- peg laterals
- teeth with narrow cervical diameter

how to position Unica



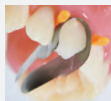
1 Use the placement
wings to insert Unica
proximally. In case of
tight contact surfaces,
insert one wing at a
time.



2 Gently pull the
matrix palatally by its
placement wings




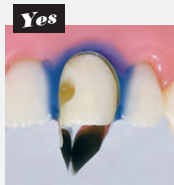
3 Push the cervical
connection into the
gingival sulcus



4 Insert myWedge to fix
the matrix in position

tips and tricks

Secure Unica matrices in place
with a liquid dam, in case a
wedge risks displacing or
deforming the matrix.



RE 1/05 09/2021

Follow us
#thinkunica



Polydentia SA
via Cantonale 47
6805 Mezzovico-Vira
Switzerland

phone: +41 91 946 29 48
fax: +41 91 946 32 03

info@polydentia.ch
polydentia.ch



unica anterior

developed with
STYLE ITALIANO®



polydentia
swiss manufacture+

new!
Unica minideep
anterior matrices



"In today's conservative dentistry, the choice of products and the techniques we apply everyday must be predictable and cost-effective, incorporating clear-cut advantages to our daily procedures. Unica is the solution to everyday anterior restorations, whether it be class III, IV, V, shape modifications, and/or composite veneers in direct stratification technique. One effective matrix system for everyday anterior aesthetic and functional results."

Dr. Jordi Manauta, DDS
Head of StyleItaliano Idea Factory,
Italy

Unica anterior is the ideal matrix system for anterior restorations such as class III, IV, V, direct stratification composite veneers and shape modifications. Thanks to their contoured shape, the matrices of the system, Unica anterior and Unica minideep anterior, adapt correctly to the different morphologies of all anterior teeth.

They allow the proximal and cervical margins to be restored at the same time, even in the presence of a rubber dam or gingival retraction cords, thus reducing the time needed for restoration. In addition, once the Unica matrices are positioned, they allow to visualise the final shape of the restoration, even before starting the procedure.

kit



- Unica Introkit anterior - REF 6900**
- 20 pcs Unica anterior matrices
 - 20 pcs Unica minideep anterior matrices
 - 40 pcs myWedge XS
 - 40 pcs myWedge S
 - 40 pcs myWedge M
 - 40 pcs myWedge L
 - 1 pc myQuickmatrix Forceps

refills



- Unica anterior matrices
REF 6912 12 pcs
REF 6950 50 pcs
- Unica minideep anterior
REF 6911 12 pcs
REF 6951 50 pcs
- REF 5703
myQuickmatrix
Forceps
- REF 7101
myWedge
Extrasmall (XS) 100 pcs
- REF 7102
myWedge
Small (S) 100 pcs
- REF 7103
myWedge
Medium (M) 100 pcs

Clinical image by courtesy of
Dr Osama Shaalan

Unica anterior

a Polydentia
classic for anterior
restoration



- Ultra-thin (0.03mm) stainless steel for tight contact surfaces
- Placement wings for ease of positioning
- Contoured for anatomically correct restorations

Select *Unica anterior* for:

- maxillary central incisors
- maxillary lateral incisors
- canine teeth



new! Unica minideep anterior

even better
adaptation on
smaller anterior
teeth



- Ultra-thin (0.03mm) stainless steel for tight contact surfaces
- Better cervical adaptation on mandibular incisors and laterals
- Placement wings for ease of positioning
- Malleable material for even greater adaptability
- Anatomically contoured for correct restoration with natural anatomies

Select *Unica minideep anterior* for:

- maxillary and mandibular laterals
- mandibular central incisors
- conoid teeth
- triangular teeth
- peg laterals
- teeth with narrow cervical diameter



“Unica anterior matrix system allows for proximal and cervical margins to be restored at the same time.”

CLINICAL CASE

upper central incisors Composite Veneers

Unica anterior is the matrix to have when restoring upper central incisors. Its ingenious shape makes it the essential tool for optimising your anterior restoration protocols, allowing you to achieve predictable results and save chair time.

Dr. Jordy Manauta
Italy



for more
information

UNICA ANTERIOR



new!

UNICA MINIDEEP ANTERIOR

CLINICAL CASE

diastema closure on central incisors and peg lateral incisors restoration

The design of the new Unica minideep anterior makes this matrix suitable for many anterior tooth shapes as well as different clinical situations, such as small conical laterals, mandibular anteriors and distema closures.

Dr. Osama Shaalan
Palestine



for more
information

